







Sept 1, 2011

**MINI-BREATHCALL®**

**Retail Price List**

Catalog No.	Item Photo.	Price.	Systems Used In.	Electrical Characteristics
16001-09'	New Multi Singles 	104.30	Executone, std-and pillow speaker stations. Dukane std (non-pillow speaker station) Picker Briggs std. and pillow speaker stations Edwards - Altec std. station Sylvania std. station Auth - All stations with no holding relays built in...	Momentary contact type. Normally open contacts, blowing into soft straw mouthpiece makes momentary contact and system relay holds call signal until reset button at bed or central nurse station is depressed. Electrical plug is rated 1/3 amps 24 volt AC/DC
NOTE: Mini-Breathcall now sold with black clamp only.	Classic Model			
16201-09'	New Multi Singles 	104.30	Executone, std-and pillow speaker stations. Dukane std (non-pillow speaker station) Picker Briggs - Edwards - Altec std. station Sylvania std. station and Auth std.	Momentary contact type. Normally open contacts, blowing into soft straw mouthpiece makes momentary contact and system relay holds call signal until reset button at bed or central nurse station is depressed. Electrical plug is rated 1/3 amps 24 volt AC/DC
NOTE: Mini-Breathcall now sold with black clamp only.	Classic Model			
16050-09'	Classic Model Singles 	113.05	Executone, std-and pillow speaker stations. Dukane std (non-pillow speaker station) Picker Briggs std. and pillow speaker stations Edwards - Altec std. station Sylvania std. station Auth - All stations with no holding relays built in...	Normally open contacts, blowing into soft straw mouthpiece makes contact that is maintained until reset button (on top of plug at wall station) is pushed down (depressed). No system relay is required. Electrical plug is rated 1/3 amps 24 volt AC/DC
NOTE: Mini-Breathcall now sold with black clamp only.				
16250-09'	Classic Model Singles 	113.05	Executone, std-and pillow speaker stations. Dukane std (non-pillow speaker station) Picker Briggs std. and pillow speaker stations Edwards - Altec std. station Sylvania std. station Auth - All stations with no holding relays built in...	Normally open contacts, blowing into soft straw mouthpiece makes contact that is maintained until reset button (on top of plug at wall station) is pushed down (depressed). No system relay is required. Electrical plug is rated 1/3 amps 24 volt AC/DC
NOTE: Mini-Breathcall now sold with black clamp only.				
16800-09'	Classic Model Singles 	103.15	Bunting Stiri System for lighted cord stations. (Breathcall unit is NOT Lighted) right angle only. (Metal stem & tip)	Normally closed contact, blowing into soft straw mouthpiece makes momentary contact and system relay holds call signal until reset button at bed or central nurse station is depressed. Electrical plug is rated 1/3 amps 24 volt AC/DC
NOTE: Mini-Breathcall now sold with black clamp only.				
16900-09'	Classic Model Singles 	103.15	Bunting Stiri System for lighted cord stations. (Breathcall unit is NOT Lighted) right angle only. (Metal stem, plastic tip)	Normally closed contact, blowing into soft straw mouthpiece makes momentary contact and system relay holds call signal until reset button at bed or central nurse station is depressed. Electrical plug is rated 1/3 amps 24 volt AC/DC
NOTE: Mini-Breathcall now sold with black clamp only.				







★ ★ ★ All prices are subject to change without notice, and are FOB DPPI ★ ★ ★

NOTE: (For classic celcon models other than what is listed add \$1.50 per unit).  
Add \$1.00 per foot for longer length on cords. (Except Unicall or A & B Units - Not Available)

Sept 1, 2011

**MINI-BREATHCALL®**

**Retail Price List**

Catalog No.	Item Photo.	Price.	Systems Used In.	Electrical Characteristics
16050-AU5-09'	Classic Model Singles 	136.00	Auth - 5 - Pin Plug Maintain Contact	Normally open contact - Blowing into soft straw mouth piece makes contact that is maintained until reset button (on top of plug at wall station) is pushed down. (Depressed) No system relay is required. Electrical Plug is rated 1/3 amps  Suitable for use in oxygen atmosphere.
NOTE: Mini-Breathcall now sold with black clamp only.				
16050-FA5-09'	Classic Model Singles 	136.00	Faraday - 5 - Pin Plug Maintain Contact	Normally open contact - Blowing into soft straw mouth piece makes contact that is maintained until reset button (on top of plug at wall station) is pushed down. (Depressed) No system relay is required. Electrical Plug is rated 1/3 amps  Suitable for use in oxygen atmosphere.
NOTE: Mini-Breathcall now sold with black clamp only.				
16050-ED5-09'	Classic Model Singles 	136.00	Edwards - 5 - Prong Plug Maintain Contact	Normally open contact - Blowing into soft straw mouth piece makes contact that is maintained until reset button (on top of plug at wall station) is pushed down. (Depressed) No system relay is required. Electrical Plug is rated 1/3 amps  Suitable for use in oxygen atmosphere.
NOTE: Mini-Breathcall now sold with black clamp only.				
16050-CO5-09'	Classic Model Singles 	138.30	Couch - 5 - Pin Plug Maintain Contact	Normally open contact - Blowing into soft straw mouth piece makes contact that is maintained until reset button (on top of plug at wall station) is pushed down. (Depressed) No system relay is required. Electrical Plug is rated 1/3 amps  Suitable for use in oxygen atmosphere.
NOTE: Mini-Breathcall now sold with black clamp only.				
16001-ED3-09'	Classic Model Singles 	138.30	Edwards - 3 - Prong Plug In-line (Lifeline Model)	Momentary contact type. Normally open contacts, blowing into soft straw mouthpiece makes momentary contact and system relay holds call signal until reset button at bed or central nurse station is depressed. Electrical plug is rated 1/3 amps 24 volt AC/DC
NOTE: Mini-Breathcall now sold with black clamp only.				
16001-WE8-09'	Classic Model Singles 	123.30	Intego / Wescom / Tektone / Simplex 8 pin connector	Momentary contact type. Normally open contacts, blowing into soft straw mouthpiece makes momentary contact and system relay holds call signal until reset button at bed or central nurse station is depressed. Electrical plug is rated 1/3 amps 24 volt AC/DC
NOTE: Mini-Breathcall now sold with black clamp only.				







★ ★ ★ All prices are subject to change without notice, and are FOB DPPI ★ ★ ★

NOTE: (For classic celcon models other than what is listed add \$1.50 per unit).  
Add \$1.00 per foot for longer length on cords. (Except Unicall or A & B Units - Not Available)

**MINI-BREATHCALL®**

**Retail Price List**

Sept 1, 2011

Catalog No.	Item Photo.	Price.	Systems Used In.	Electrical Characteristics
16001-EK8-09'	Classic Model Singles 	126.75	Ektacom - 8 - Pin Octual In-Line Model with Keyway	Momentary contact type. Normally open contacts, blowing into soft straw mouthpiece makes momentary contact and system relay holds call signal until reset button at bed or central nurse station is depressed. Electrical plug is rated 1/3 amps 24 volt AC/DC
NOTE: Mini-Breathcall now sold with black clamp only.				
16001-EK15-09'	Classic Model Singles 	126.75	Fisher Berkely - 15 - Pin Amphenol NMC / Lifeline In-Line Model In-Line	Momentary contact type. Normally open contacts, blowing into soft straw mouthpiece makes momentary contact and system relay holds call signal until reset button at bed or central nurse station is depressed. Electrical plug is rated 1/3 amps 24 volt AC/DC
NOTE: Mini-Breathcall now sold with black clamp only.				
16701-AZ6-09'	Classic Model Singles 	130.40	American Zettler - 6 - Contact (Green Spool) In-Line Model	Momentary contact type. Normally open contacts, blowing into soft straw mouthpiece makes momentary contact and system relay holds call signal until reset button at bed or central nurse station is depressed. Electrical plug is rated 1/3 amps 24 volt AC/DC
NOTE: Mini-Breathcall now sold with black clamp only.				
16001-AZ9-09'	Classic Model Singles 	130.40	American Zettler - 9 - Contact Amphenol with Pigtail In-Line Model	Momentary contact type. Normally open contacts, blowing into soft straw mouthpiece makes momentary contact and system relay holds call signal until reset button at bed or central nurse station is depressed. Electrical plug is rated 1/3 amps 24 volt AC/DC
NOTE: Mini-Breathcall now sold with black clamp only.				
16001-SY20-09'	Classic Model Singles 	126.75	HCE- Sylvania / Phillips - 20 - Pin Plug In-Line Model	Momentary contact type. Normally open contacts, blowing into soft straw mouthpiece makes momentary contact and system relay holds call signal until reset button at bed or central nurse station is depressed. Electrical plug is rated 1/3 amps 24 volt AC/DC
NOTE: Mini-Breathcall now sold with black clamp only.				
16001-DN8-09'	Classic Model Singles 	123.30	8-pin Din Plug Rauland and Jeron Systems Standard Nurse Call.	Momentary contact type. Normally open contacts, blowing into soft straw mouthpiece makes momentary contact and system relay holds call signal until reset button at bed or central nurse station is depressed. Electrical plug is rated 1/3 amps 24 volt AC/DC
NOTE: Mini-Breathcall now sold with black clamp only.				

★ ★ ★ All prices are subject to change without notice, and are FOB DPPI ★ ★ ★

NOTE: (For classic celcon models other than what is listed add \$1.50 per unit).  
Add \$1.00 per foot for longer length on cords. (Except Unicall or A & B Units - Not Available)